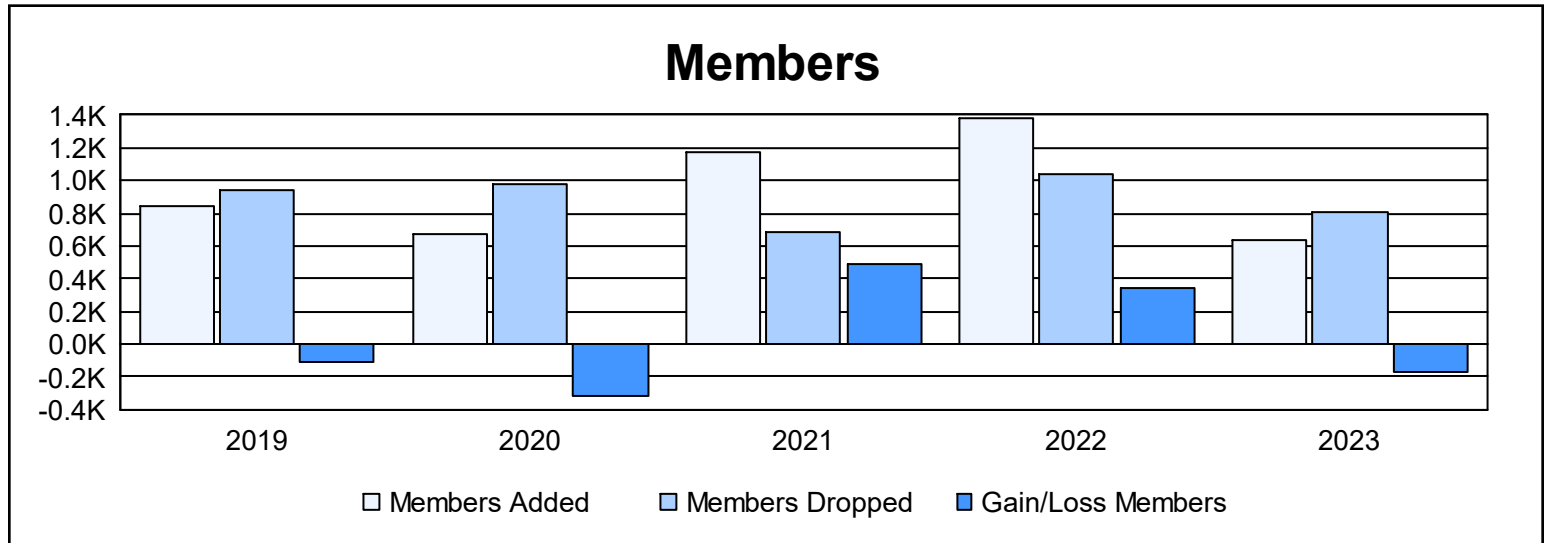
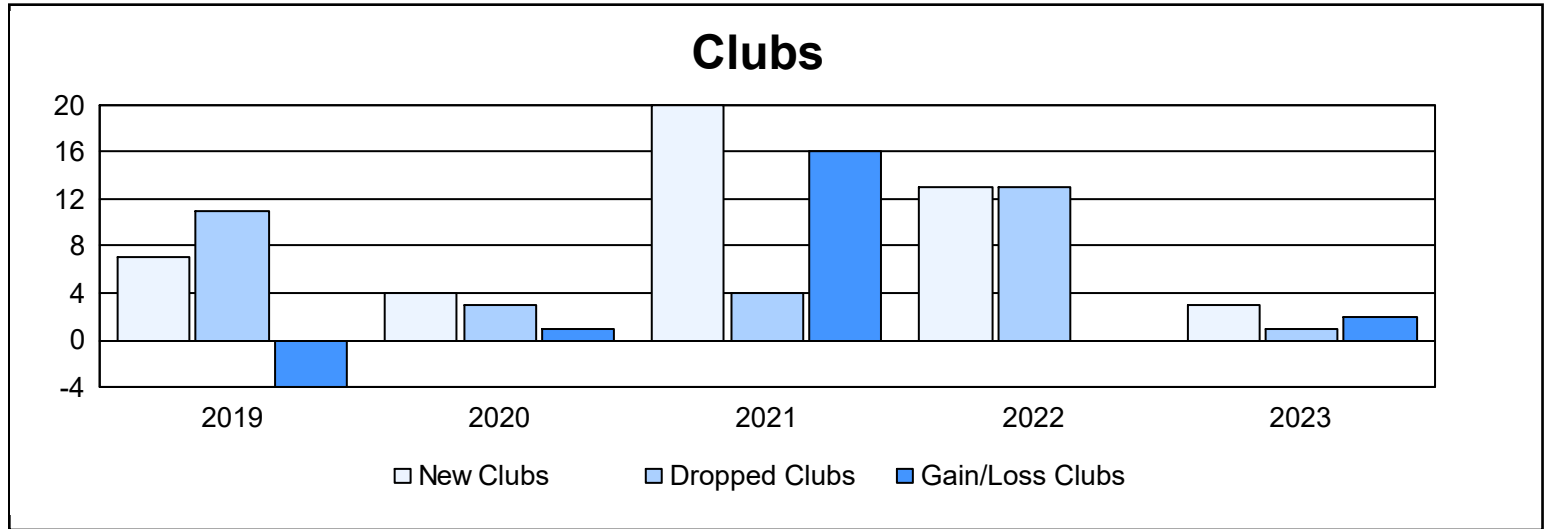
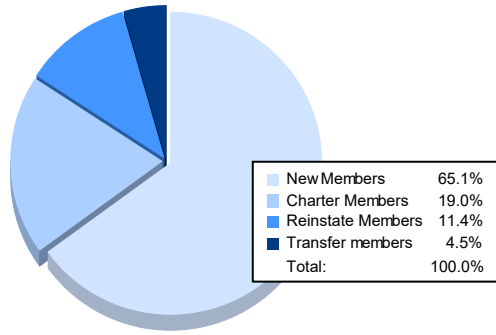


| Year | New Clubs | Dropped Clubs | Gain/ Loss Clubs | New Members | Charter Members | Reinstate Members | Transfer Members | Total Member Added | Total Members Dropped | Gain/ Loss Members |
|----------------|-----------|---------------|------------------|-------------|-----------------|-------------------|------------------|--------------------|-----------------------|--------------------|
| 2018-2019 | 7 | 11 | -4 | 353 | 166 | 309 | 11 | 839 | 946 | -107 |
| 2019-2020 | 4 | 3 | 1 | 281 | 198 | 172 | 18 | 669 | 984 | -315 |
| 2020-2021 | 20 | 4 | 16 | 516 | 557 | 94 | 9 | 1,176 | 687 | 489 |
| 2021-2022 | 13 | 13 | 0 | 838 | 400 | 119 | 27 | 1,384 | 1,044 | 340 |
| 2022-2023 | 3 | 1 | 2 | 418 | 122 | 73 | 29 | 642 | 808 | -166 |
| Average | 9 | 6 | 3 | 481 | 289 | 153 | 19 | 942 | 894 | 48 |



Membership Composition June 2023 Cumulative



Gender Composition June 2023 Cumulative

